

Metrie® is North America's leading manufacturer and distributor of interior finishings. Our industry position has given us the resources, strength and leadership to create solutions that make it easier for consumers and professionals to select, purchase and design with interior mouldings and doors.

To learn more about our company and our story, visit [Metrie.com](https://www.metrie.com).



METRIE
—
THE ART OF FORM

2200 WEST HAVEN AVENUE
NEW LENOX, IL 60451
T: 815.717.2660 F: 815.244.1348

27025 TROLLEY INDUSTRIAL DRIVE
TAYLOR, MI 48180
T: 313.299.1860 F: 313.299.9532

Metrie products distributed by:



METRIE
option



Interior Moulding and Door Combinations
MIDWEST REGION

INTRODUCING



Curated to bring style home.™

It's for those with Pinterest boards named Beachy Keen and Casa Couture.

It's trim, doors, and wall and ceiling treatments that reflect the trends of today, for those who live in the now. Option {M}® has the room accents to give Shabby Chic its relaxed, casual attitude. And the finishing elements to help you tell your Bohemian story.

Option {M} refreshes often – with both modern looks and standards that will stay around for a while. So turn all those photos and pins into reality, and watch as your room becomes the one everyone starts sharing.

The most popular trends,
reimagined by our top designers.

We deconstructed these on-trend styles to understand the inspirational elements – a swatch of fabric, a memorable photo, stunning artwork, patterns and antique furnishings. Then, we paired them with Option {M}[®] interior finishings – moulding and interior door combinations that make it easy for you to find your design voice, and bring your room to life.

Go with our
combinations,
or mix and match
your own.

These rooms were designed to
feature popular décor styles.

Flip through our pages
and explore your options,
because with Option {M},
any look is possible.



6 new traditional

Classic gets a facelift in a look that asks you to start your own tradition. Not an old, stuffy tradition, but something fun that everyone loves. Use accents sparingly to let your subtle sophistication shine.



14 shabby chic

Relax. Put your feet up. This style isn't worried about a few scratches or dents. They add character and speak to a life well-lived, leaving room for new memories to be created.



22 modern farmhouse

Balance the busy day-to-day with simple, organic elements to create a down-home feeling. Be inspired by rustic charm even if you don't have to wake up at the crack of dawn.



30 bohemian

Colorful fabrics. Persian rugs. Photos from your last jaunt to Europe. You're a free spirit and your home is your canvas. There are no rules in this uninhibited décor style – you wouldn't follow them anyway.



36 vintage industrial

Bring together the old and the cool. History is not lost in this space, it's repurposed – exposed brick, uncovered metal structures and I-beams. These elements become design features in this modern, urban style.

new traditional

Sophisticated, not stuffy. Elegant, yet relaxed.
This style is a study in harmonious contradictions.

STYLE IS TEMPORARY.

TASTE

IS FOREVER.





Traditional, sloping curves with modern bevels at each end of the crown moulding connect wall to ceiling in a clean, classic way. Bright yellow accents bring a sophisticated touch to gray walls, while bronze furnishings and animal prints merge contemporary with traditional.


new traditional
high ceilings
(9' and above)

The moulding profiles in this combination include sizes for both high and standard ceiling heights.

The high ceiling profiles featured here are perfect for higher, more dramatic ceilings and walls typically found on the main floor or main living areas of your home.



Add panel moulding around light fixtures to create a unique ceiling treatment. It's traditional, without feeling tired.



CROWN

Stock Code	Dimensions
41M (1416133)	1 3/16" x 6 5/16" x 16'


MDF/UL



ARCHITRAVE

Stock Code	Dimensions
190DHM (1521466)	1 1/16" x 5 5/16" x 16'

MDF/UL



ARCHITRAVE FILLER

Stock Code	Dimensions
877LMI90 (1522222)	1/2" x 1 1/4" x 90"

MDF/UL



CASING

Stock Code	Dimensions
97M (1383100)	1" x 3 1/2" x 16'


MDF/UL



CHAIR RAIL

Stock Code	Dimensions
2288CHPOP (1521538)	1 1/16" x 2 3/4" x RL

POP



BASE SHOE

Stock Code	Dimensions
126J (1521266)	1/2" x 3/4" x 16'

PFJ



PANEL MOULD

Stock Code	Dimensions
427J (1484781)	9/16" x 1 1/8" x 16'

PFJ



BASEBOARD

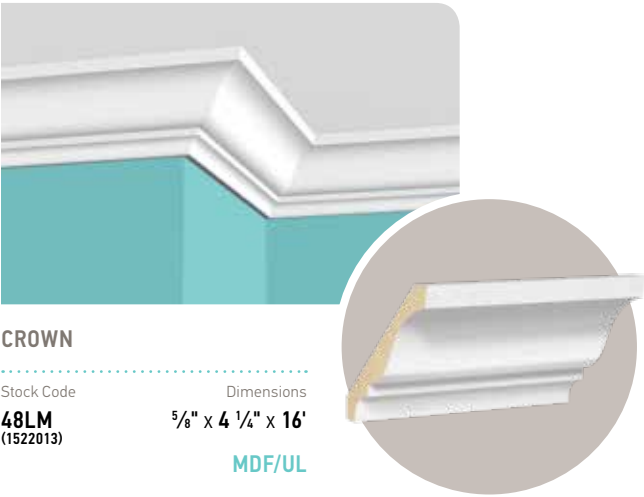
Stock Code	Dimensions
20232CBM (1521489)	5/8" x 7 1/4" x 16'

MDF/UL

new traditional standard ceilings (9' and below)

The moulding profiles in this combination include sizes for both high and standard ceiling heights.

The standard ceiling profiles featured here are designed for smaller, more traditional rooms that are often found on the second floor of your home.



CROWN

Stock Code **48LM**
(1522013)

Dimensions **5/8" x 4 1/4" x 16'**

MDF/UL



BASEBOARD

Stock Code **412M**
(1416129)

Dimensions **3/4" x 4 1/4" x 16'**

MDF/UL

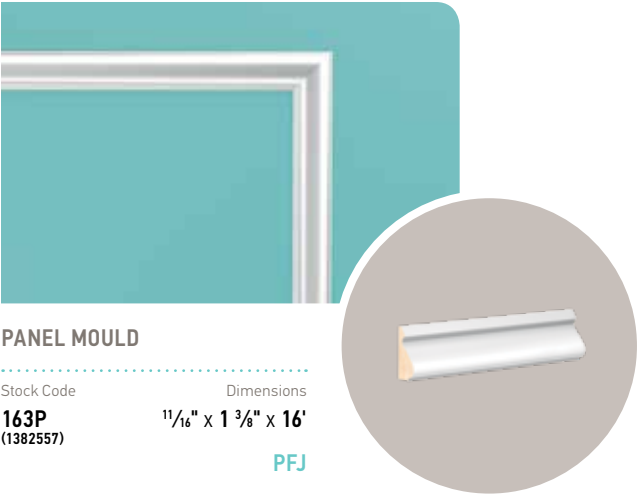


CASING

Stock Code **411M**
(1484763)

Dimensions **1 1/8" x 3" x 16'**

MDF/UL



PANEL MOULD

Stock Code **163P**
(1382557)

Dimensions **1 1/8" x 1 3/8" x 16'**

PFJ



CHAIR RAIL

Stock Code **133**
(1484308)

Dimensions **1 1/8" x 1 3/4" x RL**

PIN

recommended interior doors

When planning your New Traditional room, consider an interior door that has a two-panel design. This classic, artistic design echoes the sophisticated elegance of New Traditional mouldings and will help create a timeless transition from one room to the next.



**2-PANEL SMOOTH /
CAMBRIDGE**



**RIVERSIDE /
ROCKPORT**



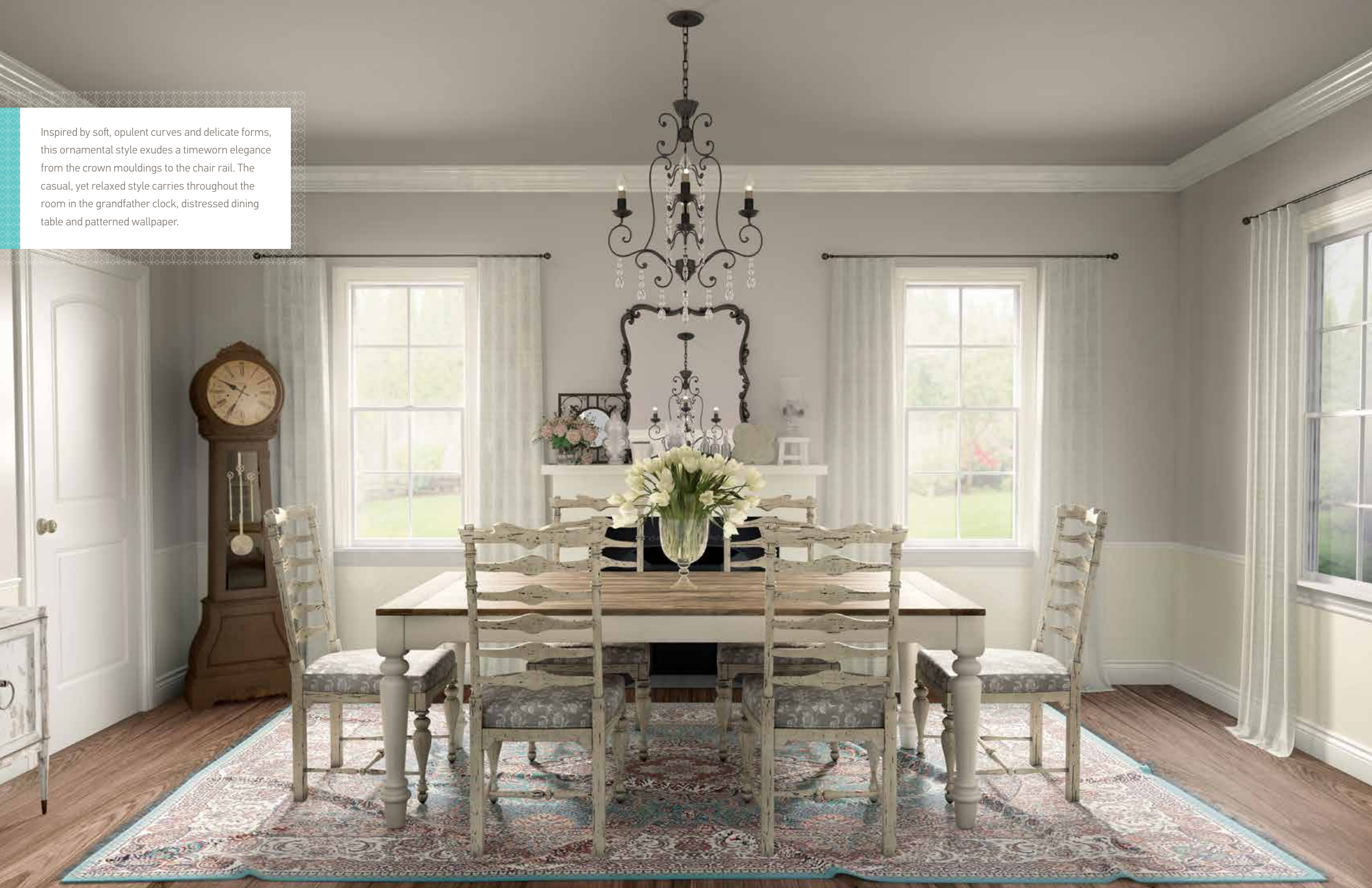
shabby chic

Thrift store finds. Distressed furniture.
Life gives this look its character.

Life ^{ISN'T}
PERFECT.
^{AND} THAT'S PERFECTLY
FINE
with me.



Inspired by soft, opulent curves and delicate forms, this ornamental style exudes a timeworn elegance from the crown mouldings to the chair rail. The casual, yet relaxed style carries throughout the room in the grandfather clock, distressed dining table and patterned wallpaper.



shabby chic
high ceilings
(9' and above)

The moulding profiles in this combination include sizes for both high and standard ceiling heights.

The high ceiling profiles featured here are perfect for higher, more dramatic ceilings and walls typically found on the main floor or main living areas of your home.



Moulding elements painted white in this Shabby Chic dining space bring together comfortable fabrics, secondhand treasures and a pastel color scheme.




CROWN

Stock Code
90M
(1522279)

Dimensions
1 1/16" x 6" x 16'

MDF/UL



ARCHITRAVE

Stock Code
5030M
(1382895)

Dimensions
1 3/16" x 6 1/4" x 16'

MDF/UL



ARCHITRAVE FILLER

Stock Code
877LM190
(1552222)

Dimensions
1/2" x 1 1/4" x 90"

MDF/UL




CASING

Stock Code
9053M
(1522273)

Dimensions
1" x 4 1/2" x 16'

MDF/UL




CHAIR RAIL

Stock Code
300M
(1382711)

Dimensions
1" x 3" x 16'

MDF/UL



BASEBOARD

Stock Code
207M
(1382651)

Dimensions
9/16" x 7 1/4" x 16'

MDF/UL



PANEL MOULD

Stock Code
427J
(1484781)

Dimensions
9/16" x 1 1/8" x 16'



PFJ



shabby chic
standard ceilings
(9' and below)

The moulding profiles in this combination include sizes for both high and standard ceiling heights.

The standard ceiling profiles featured here are designed for smaller, more traditional rooms that are often found on the second floor of your home.



CROWN

Stock Code	Dimensions
9073M (1383047)	1 3/8" x 4" x 16'



MDF/UL



BASEBOARD

Stock Code	Dimensions
545M (1484905)	9/16" x 5" x 16'

MDF/UL



ARCHITRAVE

Stock Code	Dimensions
5010M (1522026)	1 3/16" x 4 1/4" x 16'



MDF/UL



CASING

Stock Code	Dimensions
535M (1522048)	1 1/16" x 3 1/2" x 16'



MDF/UL



PANEL MOULD

Stock Code	Dimensions
427J (1484781)	9/16" x 1 1/8" x 16'

PFJ



CHAIR RAIL

Stock Code	Dimensions
297M (1382707)	9/16" x 3" x 16'

MDF/UL

recommended
interior doors

When planning your Shabby Chic room, consider an interior door with deep, rich embossments and raised moulding. These features impart an air of European elegance that speaks to the style of Shabby Chic mouldings and beckons you back from the next space.



2 PANEL ROMAN /
CONTINENTAL



2 PANEL ARCH-TOP /
PRINCETON



modern farmhouse

Rustic accents bring a lived-in, relaxed feel to any room with down-home virtues.

THERE'S
NO
TRADITION
LIKE
A FAMILY
Tradition





Clean lines with minimal details merge contemporary with rustic to create a look that adds texture without taking away from the pure simplicity of the modern farmhouse design. The butcher block countertop is a nod to when farm-fresh ingredients were prepped the old-fashioned way, and crown mouldings and window treatments enhance the crisp, yet rustic style of the space.



modern farmhouse all ceiling heights

The moulding profiles in this combination include sizes suitable for all ceiling heights.





CROWN

Stock Code
505M
(1394567)

Dimensions
1" x 7" x 16'

MDF/UL





CASING

Stock Code
682M
(1484991)

Dimensions
1" x 3 1/4" x 16'

MDF/UL





CHAIR RAIL

Stock Code
473LM
(1382869)

Dimensions
5/8" x 2 1/4" x 14'

MDF/UL





SHIPLAP

Stock Code
512SDNGM
(1416193)

Dimensions
1/2" x 5 1/2" x 16'

MDF/UL



SHIPLAP

Stock Code
714SDNGM
(1675912)

Dimensions
1/2" x 7 1/4" x 16'

MDF/UL




The trim at the top of the wall helps create definition between the wall and ceiling and unifies the other fixed elements in the space.



WAINSCOT CAP

Stock Code
ZZ128P
(1673912)

Dimensions
7/16" x 3/4" x 16'
PFJ



BASEBOARD

Stock Code
18E2EM
(1382613)

Dimensions
1 1/16" x 7 1/4" x 16'
MDF/UL



recommended interior doors

When planning your Modern Farmhouse room consider an interior door with strong vertical lines that evoke a modern, yet timeless style. Single or two-panel designs with sturdy, geometric architecture pair well with sliding hardware to hitch rustic and modern together.



WINSLOW /
CRAFTSMAN III



LOGAN /
MONROE



LINCOLN PARK /
MADISON

bohemian

Casual meets up with cool in these laid back, effortless designs.

LIFE'S A
Ride
I'M Totally
Hitchhiking



Multiple curves and concave features converse with ornate Moroccan patterns and earth tones for a Bohemian style that speaks with an accent. The sharp moulding detail on the ceiling draws your attention upward, while the curves of the crown moulding add to an eclectic feel.



bohemian

all ceiling heights

The moulding profiles in this combination include sizes suitable for all ceiling heights.



Carrying the baseboard and crown moulding across the built-in bookcase unifies a space that exudes individuality.

CROWN

Stock Code
32242CRM
(1626135)

Dimensions
13/16" x 7 1/4" x 16'

MDF/UL

CASING

Stock Code
523M
(1382899)

Dimensions
1" x 3 1/2" x 16'

MDF/UL

PANEL MOULD

Stock Code
182P
(1521424)

Dimensions
1 1/16" x 1 5/8" x 16'

PFJ

CHAIR RAIL

Stock Code
300M
(1382711)

Dimensions
1" x 3" x 16'

MDF/UL

BASEBOARD

Stock Code
20232EBM
(1484570)

Dimensions
9/16" x 7 1/4" x 16'

MDF/UL

recommended interior doors

When planning your Bohemian room, consider doors with a two or three-panel design. Doors with arches that mirror the curved details of the moulding profiles for a cohesive feel, or something bold that show your adventurous side.

2 PANEL ARCH-TOP / PRINCETON

3 PANEL TEXTURED / AVALON




vintage industrial

Heavy-duty materials provide a cool, modern touch
in a look that's built to last.

THE
Original
IS ALWAYS WORTH
MORE
THAN *The* COPY






Exposed brick, leather and concrete create a sleek, modern aesthetic. Bold, clean lines paired with sharp angles provide a smooth, yet rugged feel. The lack of window treatments speaks to urban living, inside and out.

vintage industrial
high ceilings
(9' and above)

The moulding profiles in this combination include sizes for both high and standard ceiling heights.



The high ceiling profiles featured here are perfect for higher, more dramatic ceilings and walls typically found on the main floor or main living areas of your home.



ARCHITRAVE

Stock Code	Dimensions
MFPU5015 (1677969)	1 1/2" x 5 1/2" x 16'



MDF/UL



PANEL MOULD

Stock Code	Dimensions
PFP2112-16 (1544824)	1 5/32" x 1 1/2" x 16'



PRI



CROWN

Stock Code	Dimensions
505M (1394567)	1" x 7" x 16'


MDF/UL



CASING

Stock Code	Dimensions
MFPU9091 (1039352)	5/8" x 3 1/2" x 16'

MDF/UL



BASEBOARD

Stock Code	Dimensions
MFPU9291 (1626242)	1/2" x 6 1/2" x 16'

MDF/UL





The unadorned trim finishes the space and revitalizes a vintage foundation without overshadowing the original elements.

vintage industrial
standard ceilings
(9' and below)

The moulding profiles in this combination include sizes for both high and standard ceiling heights.

The standard ceiling profiles featured here are designed for smaller, more traditional rooms that are often found on the second floor of your home.



CROWN

Stock Code **2153M**
(1394376)

Dimensions **3/4" x 5 1/4" x 16'**

MDF/UL





BASEBOARD

Stock Code **MFPU9290**
(1626240)

Dimensions **1/2" x 5" x 16'**

MDF/UL





ARCHITRAVE

Stock Code **MFPU5015**
(1677969)

Dimensions **1 1/2" x 5 1/2" x 16'**

MDF/UL





CASING

Stock Code **MFPU9090**
(1039485)

Dimensions **5/8" x 3" x 16'**

MDF/UL



PANEL MOULD


Stock Code **PFP2112-16**
(1544824)

Dimensions **15/32" x 1 1/2" x 16'**

PRI

recommended
interior doors

Thick, solid doors with square and rectangular lines provide the ideal Vintage Industrial transitional element. Use sliding hardware to complete the industrial theme.



**LINCOLN PARK /
MADISON**



**RIVERSIDE /
ROCKPORT**

